

## Will a Bidet Attachment Fit My Toilet?

Instructions: Locate the Bidet Attachment Model, and go down that side of the fitting chart.

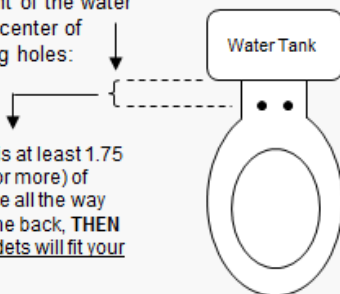
### For these Bidet Attachments:

- Bio Bidet BB i3000 / A5 Stream
- Brondell EcoSeat 100



### Measuring the Rear

Measure the distance from front of the water tank, to center of mounting holes:



**IF** there is at least 1.75 inches (or more) of clearance all the way across the back, **THEN** these bidets will fit your toilet.

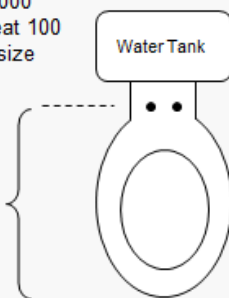
Note: If there is less than 1.75 inches, please choose Brondell CleanSpa Hand Held as it simply clips onto the water tank

### Measuring the Front – Check for Elongated Bowl

The Bio Bidet BB i3000 and Brondell EcoSeat 100 come in Elongated size only.

**Round Size:**  
17 inches  
or less

**Elongated:**  
17.5 inches  
or more



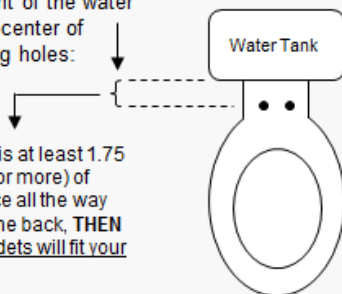
### For these Bidet Attachments:

- Bio Bidet BB 270 Duo / Elite 3 / BB 70 Simplet
- Brondell FreshSpa Dual / FreshSpa Easy
- GoBidet GB 2003C Chrome



### Measuring the Rear

Measure the distance from front of the water tank, to center of mounting holes:



**IF** there is at least 1.75 inches (or more) of clearance all the way across the back, **THEN** these bidets will fit your toilet.

Note: If there is less than 1.75 inches, please choose Brondell CleanSpa Hand Held as it simply clips onto the water tank

### Measuring the Front is Not Necessary

Since these bidet attachments do not have a seat, measuring for Round or Elongated bowl size is not needed.

[Watch How to Install a Bidet Video](#)